

# NRFLR1262 LoRaWAN Module

LoRa@ Wireless Module-Powered by Semtech

Datasheet

V1.0



## Content

1 Introduction.....	1
1.1 Feature.....	1
2 Description.....	3
2.1 System Diagram.....	4
2.2 Pin Definition.....	5
2.3 Pinout.....	6
3 Electrical Characteristics.....	10
3.1 Maximum Ratings.....	10
3.2 Normal Working Conditions.....	10
3.3 Module Specifications.....	10
4 Application Information.....	12
4.1 Package Information.....	12
4.2 Land Pattern.....	12
4.3 Package Marking.....	13
4.4 Reference Design Based on NRFLR1262 Module.....	13
5 Ordering Information.....	14
6 Related Documents and Resources.....	14
7 Revision History.....	14

# 1 Introduction

The NRFLR1262 is a wireless communication module designed for developing low-power, long-range IoT applications. It integrates the Semtech SX1262 and Nordic nRF52840, combining Semtech's LoRa® technology and Nordic's low-power Bluetooth technology. This module supports long-range wireless communication via LoRa and also enables Bluetooth communication, making it suitable for a variety of IoT applications.

## 1.1 Feature

- LoRaWAN 1.0.4 specification compliant
- Supported bands: 868/915MHz LoRa®/(G)FSK
- LoRaWAN Activation by OTAA/ABP
- LoRa Point-to-Point (P2P) communication
- Easy-to-use AT Command set via UART interface
- TCXO crystal for LoRa chip
- IO ports: UART, I2C, GPIO, USB
- Temperature range: -40°C to +85°C
- Supply voltage: 2.0 ~ 3.6 V
- Low-Power Wireless Systems with 7.8 kHz to 500 kHz bandwidth
- Ultra-Low Power Consumption 5 uA in sleep mode
- LoRa PA Boost mode with 22 dBm@Sub-Ghz output power

- Serial Wire Debug (SWD) interface
- Module size: 20 mm x 20 mm x 3.5mm
- CE,FCC Certified

## 2 Description

The NRFLR1262 is a low-power, long-range transceiver module featuring the Nordic nRF52840 MCU, which supports Bluetooth 5.0 (Bluetooth Low Energy, BLE), and the latest Semtech SX1262 LoRa transceiver. The module complies with LoRaWAN Class A, B, and C specifications of version 1.0.3 and supports LoRa point-to-point (P2P) communication mode, enabling rapid deployment of custom LoRa networks.

With dual-radio communication capabilities (LoRa + BLE), the module is highly suitable for a wide range of IoT applications, including home automation, sensor networks, building automation, and various IoT network scenarios.

## 2.1 System Diagram

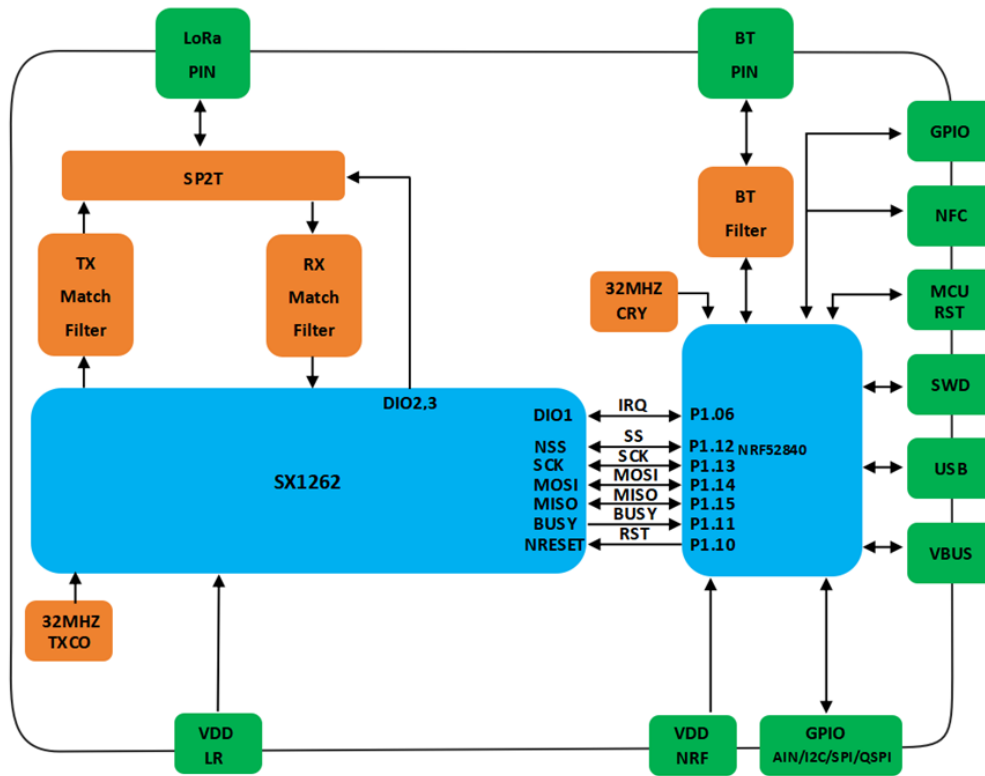


Figure 1:NRFLR1262 Schematic diagram

## 2.2 Pin Definition

### nRFLR1262-Pin Definition

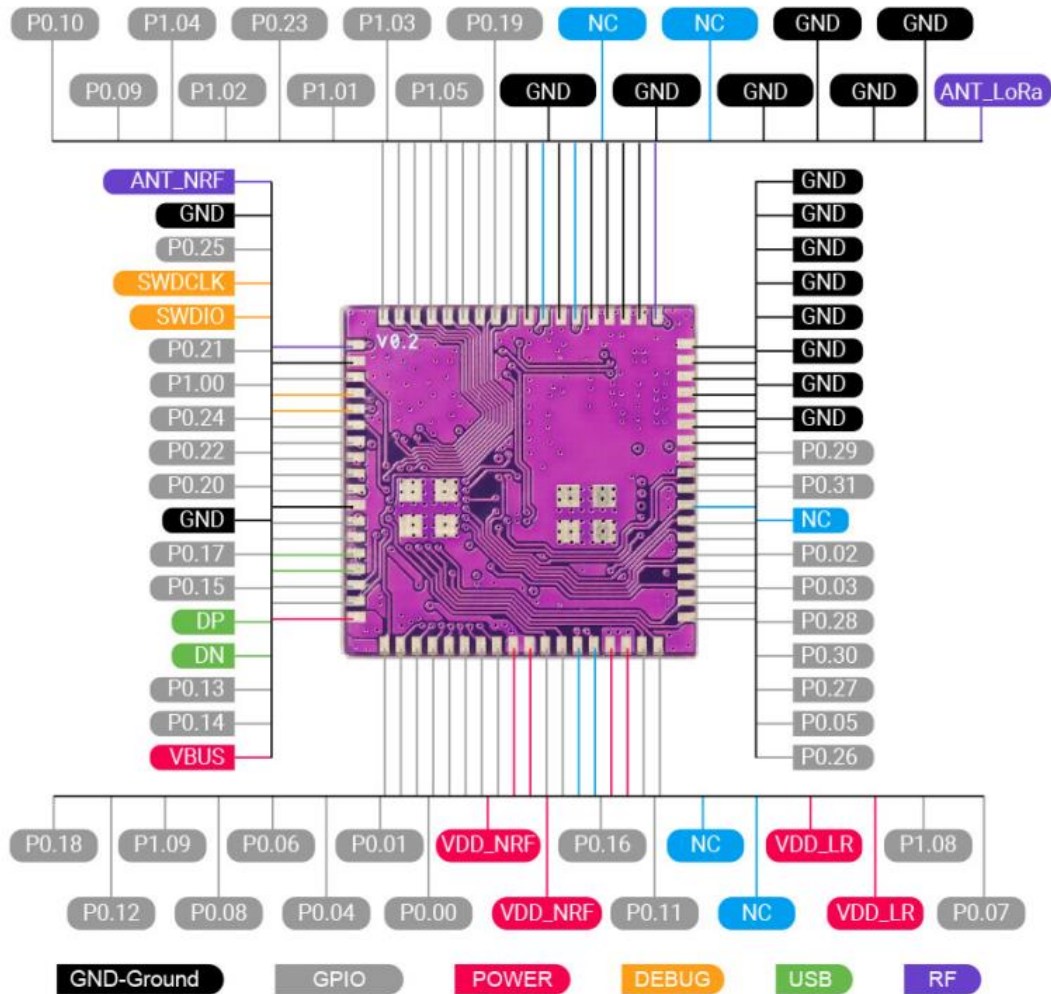


Figure 2:NRFLR1262 Pin Definition

## 2.3 Pinout

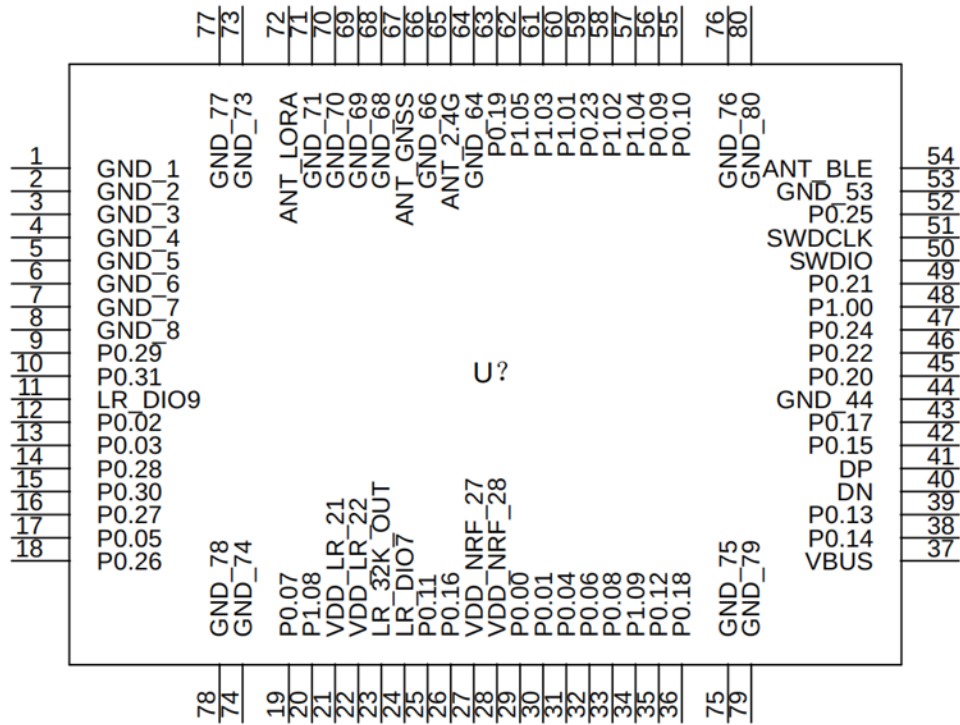


Figure 3:NRFLR1262 Pin arrangement

Table 1:NRFLR1262 Pinout

Number	Name	Type	Description
1	GND	-	Ground
2	GND	-	Ground
3	GND	-	Ground
4	GND	-	Ground
5	GND	-	Ground
6	GND	-	Ground
7	GND	-	Ground
8	GND	-	Ground
9	P0.29	I/O	MCU GPIO P0.29
10	P0.31	I/O	MCU GPIO P0.31
11	NC	-	NC



12	P0.02	I/O	MCU GPIO P0.02
13	P0.03	I/O	MCU GPIO P0.03
14	P0.28	I/O	MCU GPIO P0.28
15	P0.30	I/O	MCU GPIO P0.30
16	P0.27	I/O	MCU GPIO P0.27
17	P0.05	I/O	MCU GPIO P0.05
18	P0.26	I/O	MCU GPIO P0.26
19	P0.07	I/O	MCU GPIO P0.07
20	P1.08	I/O	MCU GPIO P1.08
21	VDD_LR	-	Supply voltage for LoRa®
22	VDD_LR	-	Supply voltage for LoRa®
23	NC	-	NC
24	NC	-	NC
25	P0.11	I/O	MCU GPIO P0.11
26	P0.16	I/O	MCU GPIO P0.16
27	VDD_NRF	-	Supply voltage for Bluetooth
28	VDD_NRF	-	Supply voltage for Bluetooth
29	P0.00	I/O	MCU GPIO P0.00
30	P0.01	I/O	MCU GPIO P0.01
31	P0.04	I/O	MCU GPIO P0.04
32	P0.06	I/O	MCU GPIO P0.06
33	P0.08	I/O	MCU GPIO P0.08
34	P1.09	I/O	MCU GPIO P1.09
35	P0.12	I/O	MCU GPIO P0.12
36	P0.18	I/O	MCU GPIO P0.18
37	VBUS	I/O	MCU GPIO VBUS
38	P0.14	I/O	MCU GPIO P0.14
39	P0.13	I/O	MCU GPIO P0.13
40	DN	I/O	MCU USB DN
41	DP	I/O	MCU USB DP

42	P0.15	I/O	MCU GPIO P0.15
43	P0.17	I/O	MCU GPIO P0.17
44	GND	-	Ground
45	P0.20	I/O	MCU GPIO P0.20
46	P0.22	I/O	MCU GPIO P0.22
47	P0.24	I/O	MCU GPIO P0.24
48	P1.00	I/O	MCU GPIO P1.00
49	P0.21	I/O	MCU GPIO P0.21
50	SWDIO	I/O	MCU SWDIO
51	SWDCLK	I	MCU SWDCLK
52	P0.25	I/O	MCU GPIO P0.25
53	GND	-	Ground
54	ANT_NRF	RFIO	Bluetooth Antenna
55	P0.10	I/O	MCU GPIO P0.10
56	P0.09	I/O	MCU GPIO P0.09
57	P1.04	I/O	MCU GPIO P1.04
58	P1.02	I/O	MCU GPIO P1.02
59	P0.23	I/O	MCU GPIO P0.23
60	P1.01	I/O	MCU GPIO P1.01
61	P1.03	I/O	MCU GPIO P1.03
62	P1.05	I/O	MCU GPIO P1.05
63	P0.19	I/O	MCU GPIO P0.19
64	GND	-	Ground
65	NC	-	NC
66	GND	-	Ground
67	NC	-	NC
68	GND	-	Ground
69	GND	-	Ground
70	GND	-	Ground
71	GND	-	Ground

72	ANT_LoRa®	RFIO	LoRa® Antenna
73	GND	-	Ground
74	GND	-	Ground
75	GND	-	Ground
76	GND	-	Ground
77	GND	-	Ground
78	GND	-	Ground
79	GND	-	Ground
80	GND	-	Ground

## 3 Electrical Characteristics

### 3.1 Maximum Ratings

Table 2: Absolute Maximum Ratings

Item	Description	Min	Max	Unit
VDD_LR	LoRa® supply voltage	-0.5	+3.9	V
VDD_NRF	MCU supply voltage	-0.3	+3.9	V
VBUS	MCU USB VBUS	-0.3	+5.8	V

### 3.2 Normal Working Conditions

Table 3: Recommended Operating Conditions

Item	Description	Min	Max	Unit
VDD_LR	LoRa® supply voltage	+1.8	+3.7	V
VDD_NRF	MCU supply voltage	+1.7	+3.6	V
VBUS	MCU USB VBUS	+4.35	+5.5	V
TA	Ambient temperature	-40	+85	°C

### 3.3 Module Specifications

Table 4: NRFLR1262 features

ITEMs	Parameter	Specifications	Unit
Structure	Size	20(W) X 20(L) X 3.5(H)	mm
	Package	80 pin Module	
Electrical Characteristics	Power supply	3.3V typical	V
	Sleep current	5uA	uA
	Operation current (Transmitter+MCU)	120mA @ LoRa® TX 22dBm	mA
		12mA @ LoRa® SF12 125 kHz	
	Operation current (Receiver+MCU)	8mA @ Bluetooth Scan	mA
Output power	20dBm max @LoRa®	dBm	
	6dBm max @ Bluetooth	dBm	
Sensitivity	SF	dBm	

			min	type	max	
		SF7	-	-125	-	
		SF12	-	-141	-	
<b>Peripheral Interface</b>	Full-speed 12 Mbps USB					
	QSPI/SPI/TWI/I <sup>2</sup> S/PDM/QDEC					
	High speed 32 MHz SPI					
	Quad SPI interface 32 MHz					
	Manual reset pin input					

## 4 Application Information

### 4.1 Package Information

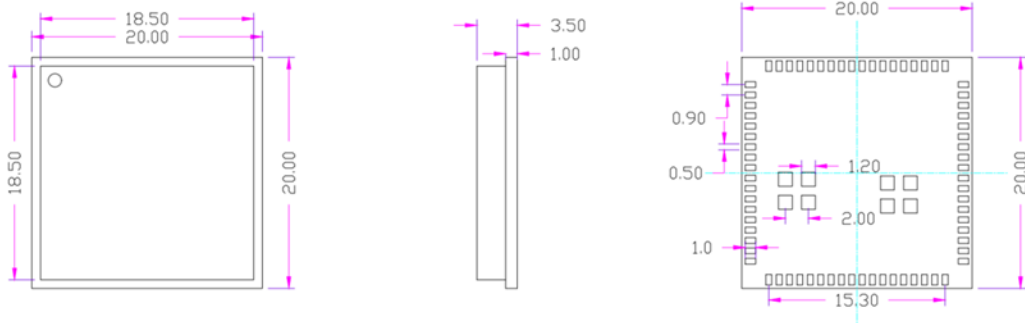


Figure 4:Package Outline Drawing (Unit:mm)

### 4.2 Land Pattern

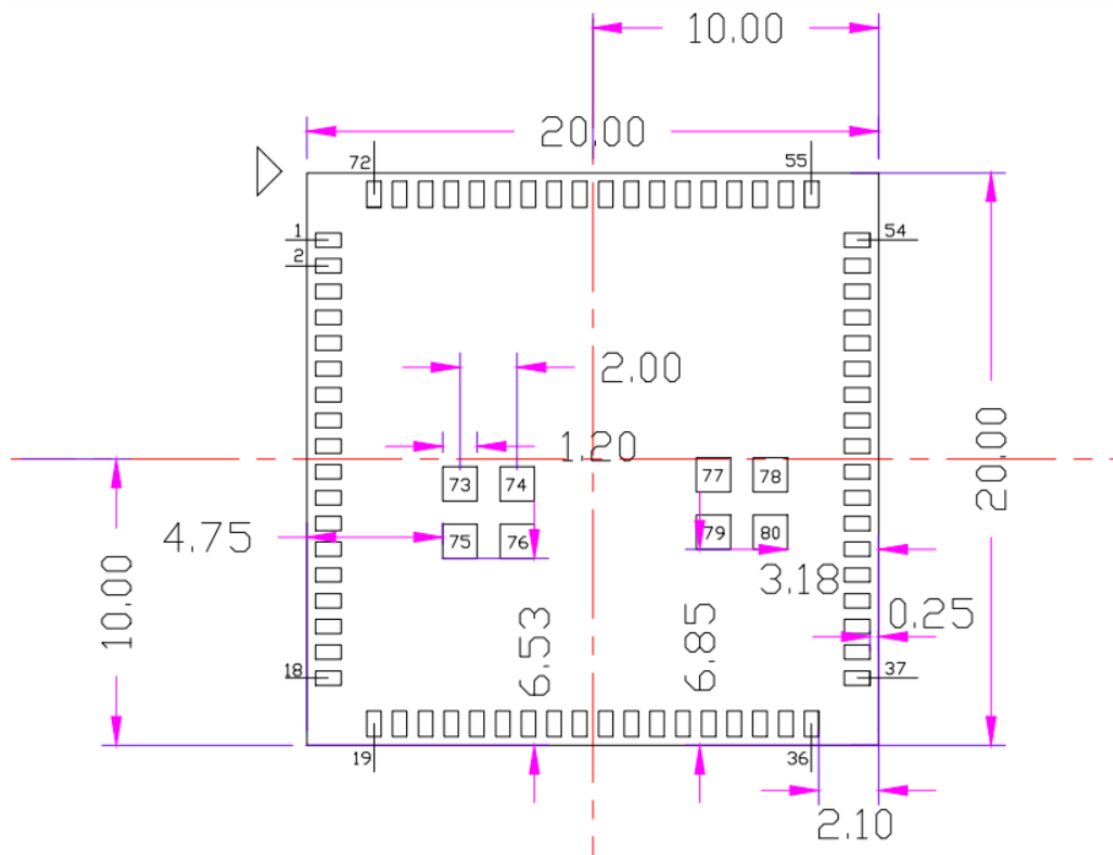


Figure 5:PCB Layout (Unit:mm)

### 4.3 Package Marking



### 4.4 Reference Design Based on NRFLR1262 Module

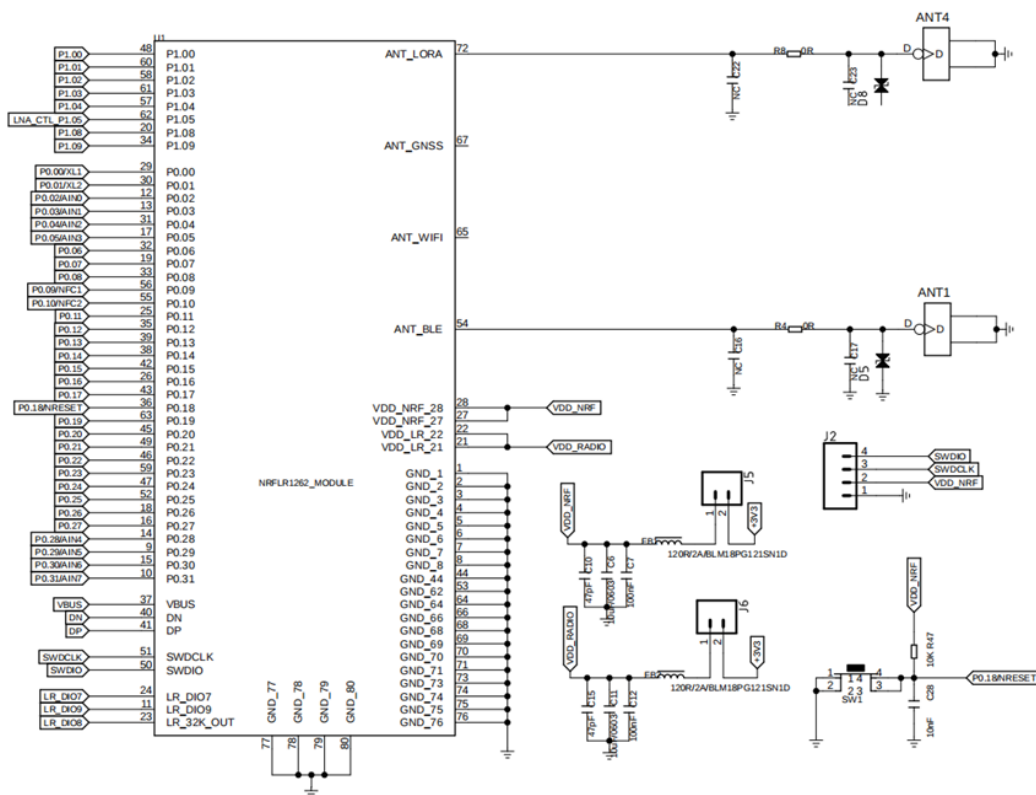


Figure 6:Reference design based on NRFLR1262

## 5 Ordering Information

Technical Support: techsupport@elecrow.com

Sales:info@elecrow.com

## 6 Related Documents and Resources

➤ [nRFLR1262 Product Link](#)

## 7 Revision History

Date	Version	Release Notes
2025/3/3	V1.0	Initial release